




Visions 3000 Series 924 Parts Catalog

#1218584

3000 Series

FOR PRODUCT PRODUCED AFTER 4/07



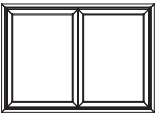
Casement

CASEMENT



Awning

AWNING



French Casement

FRENCH
CASEMENT

Visions Windows and Doors

880 South View Drive • Mosinee, WI 54455 • 1-800-584-7680

*Issued 10/07
Revised 3/08*



TABLE OF CONTENTS:

French Casement Exploded View	1
Replacement Parts	2
Replacement Accessories	5
Replacement and Remodeling Parts	8
Screen Exploded View	9
Screen Replacement Parts	10

DESCRIPTION:

All vinyl side-hinged window with two operating sash.

FRAME/SASH OPTIONS:

- White
- Tan
- Cameo

HARDWARE OPTIONS:

Color matched to window.

DISTINGUISHING FEATURES:

- 3-1/4" Jamb thickness
- Integral nail fin

HOW TO ORDER A PART:

Identify the part using the **exploded view** and index. Locate the part in the **replacement parts** section using the **reference number** from the exploded view and index for a detailed part view and ordering information. **When identifying replacement parts, unit must be viewed from the exterior.**

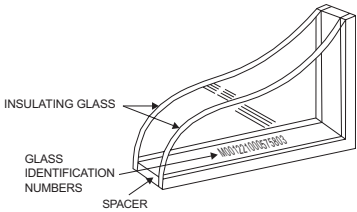
- Exploded View:** Drawings show part location and are accompanied by indexes that reference part descriptions.
- Replacement Parts:** Sections contain detailed views of individual replacement parts and ordering information.
- Reference Number:** Shown in black boxes on the exploded views and listed numerically in the indexes. Parts appear sequentially by reference number in the replacement parts sections.

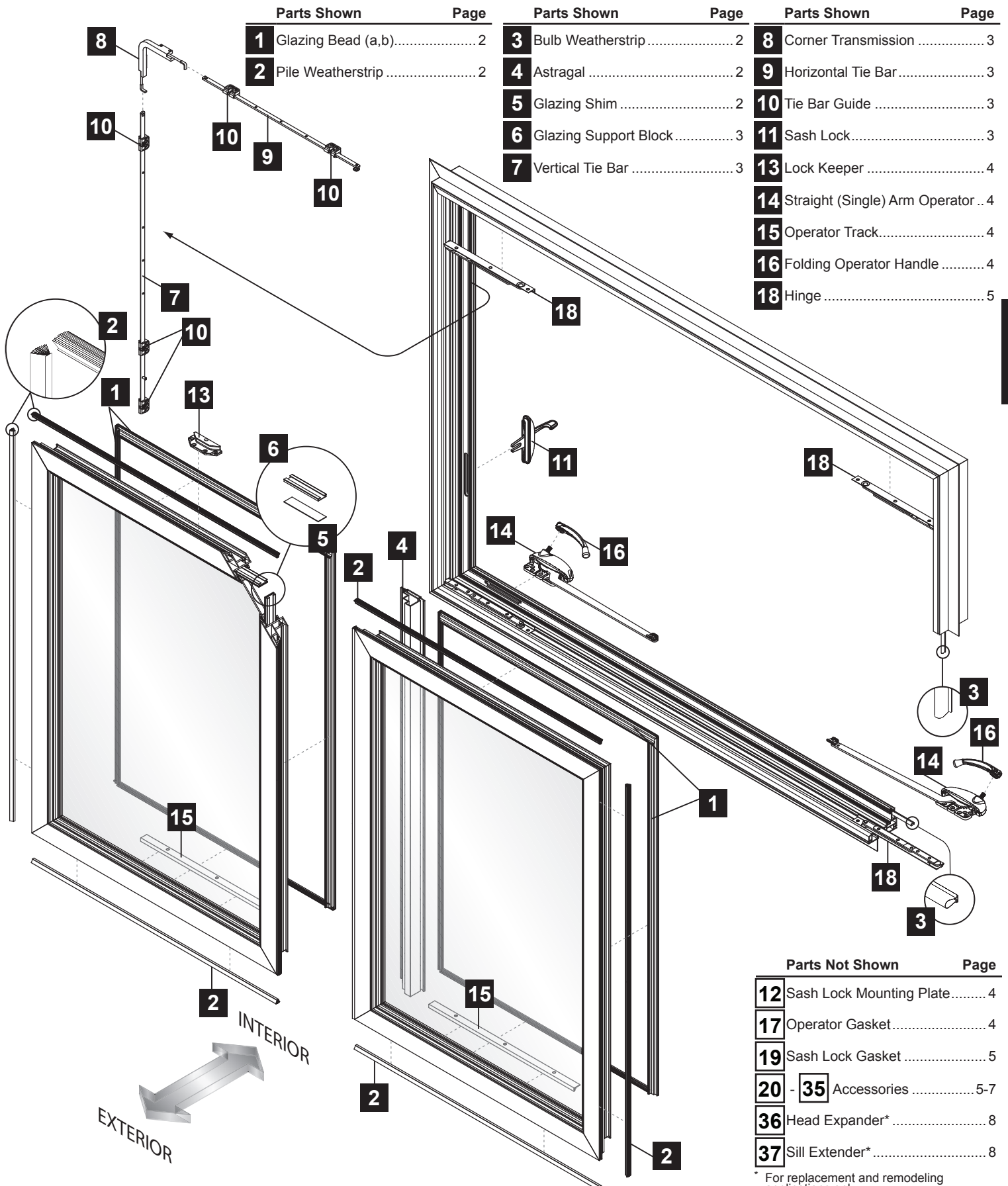
GLASS IDENTIFICATION CODE:

The glass code number references the date of manufacture, which is helpful in identifying the product.

When ordering warranty replacement hardware, glass, sash or panels, it is necessary to specify the glass identification code.

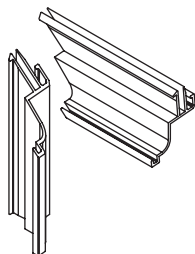
Markings are stamped on one of the four sides of the spacer which separates the two panes of glass. (see illustration at right)





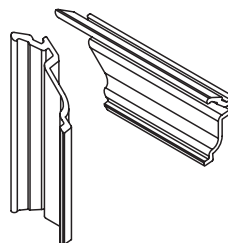
1a Glazing Bead (3/4" Insulated)

- ☐ White
- ☐ Tan
- ☐ Cameo

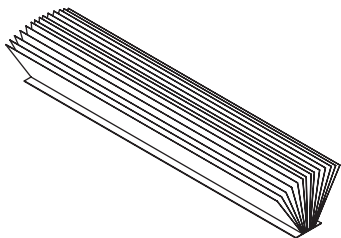


1b Glazing Bead (1" Insulated)

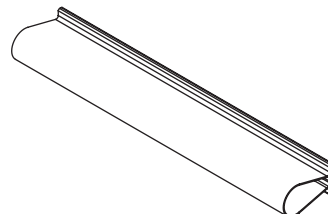
- ☐ White
- ☐ Tan
- ☐ Cameo



2 Pile Weatherstrip




3 Bulb Weatherstrip

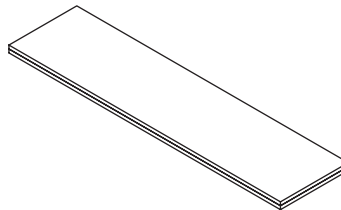


4 Astragal

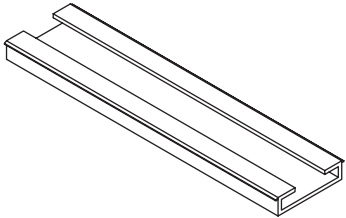
- ☐ White
- ☐ Tan
- ☐ Cameo



5 Glazing Shim



6 Glazing Support Block

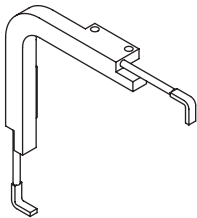


7 Vertical Tie Bar

- ☐ Standard
- ☐ Stainless Steel

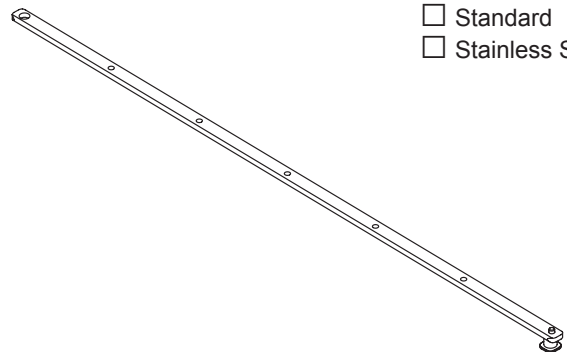


8 Corner Transmission

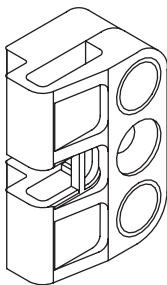


9 Horizontal Tie Bar

- ☐ Standard
- ☐ Stainless Steel

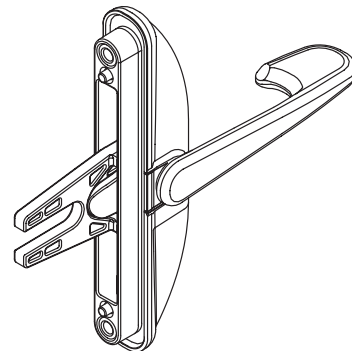


10 Tie Bar Guide



11 Sash Lock

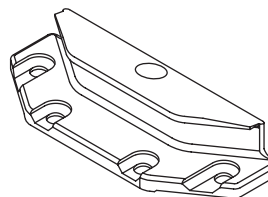
- ☐ White
- ☐ Tan
- ☐ Cameo



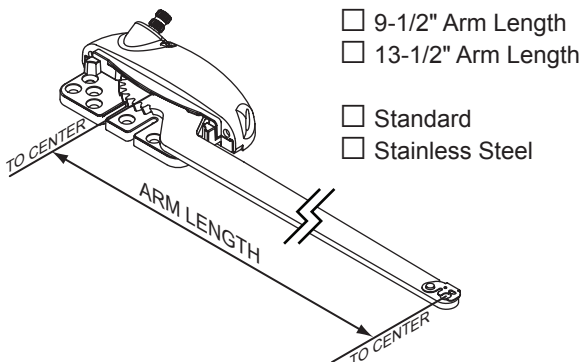
12 Sash Lock Mounting Plate




13 Lock Keeper



14 Straight (Single) Arm Operator



15 Operator Track

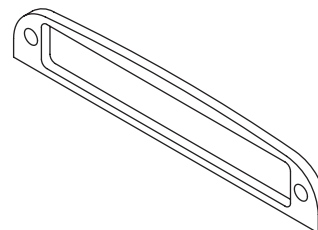


16 Folding Operator Handle

- ☐ White
- ☐ Tan
- ☐ Cameo

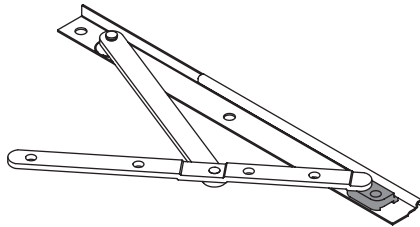


17 Operator Gasket



18 Hinge

- ☐ Standard
☐ Stainless Steel



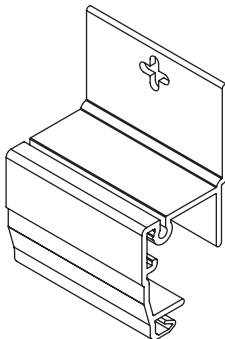
Right Shown
Left Opposite

19 Sash Lock Gasket



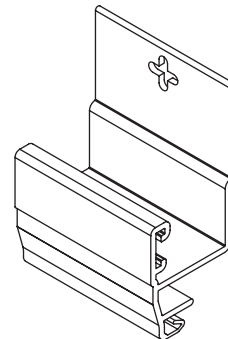
20 Brickmould

- ☐ White
☐ Tan
☐ Cameo



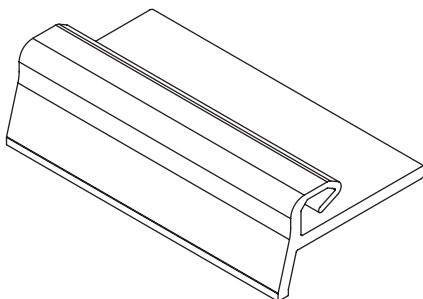
21 Brickmould with J-Channel

- ☐ White
☐ Tan
☐ Cameo



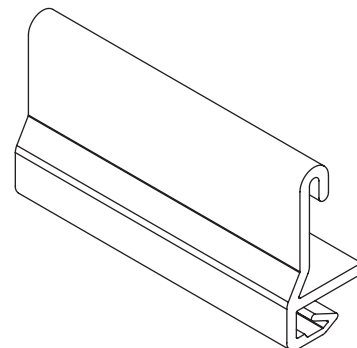
22 Sill Nosing

- ☐ White
☐ Tan
☐ Cameo



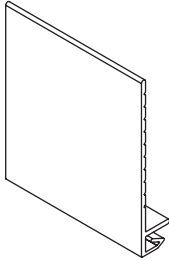
23 J-Channel

- ☐ White
☐ Tan
☐ Cameo



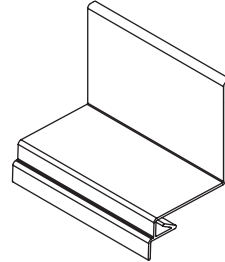
24 Simulated Flat Casing

- ☐ White
- ☐ Tan
- ☐ Cameo



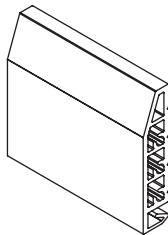
25 Drip Cap

- ☐ White
- ☐ Tan
- ☐ Cameo



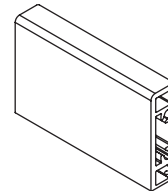
26 1-1/2" Z-Flange

- ☐ White
- ☐ Tan
- ☐ Cameo



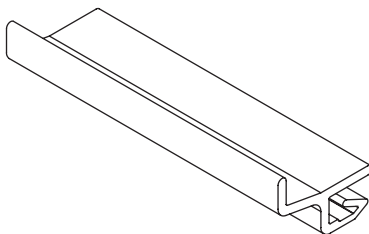
27 1" Z-Flange

- ☐ White
- ☐ Tan
- ☐ Cameo



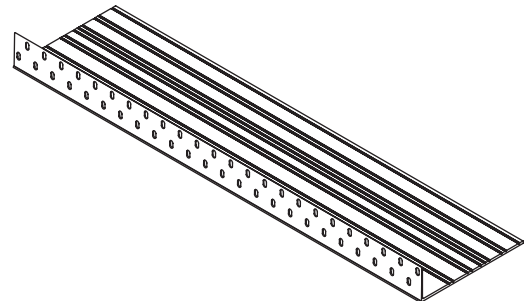
28 Stucco Adapter

- ☐ White
- ☐ Tan
- ☐ Cameo



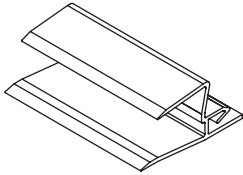
29 Drywall Jamb Extension

- ☐ White
- ☐ Tan
- ☐ Cameo



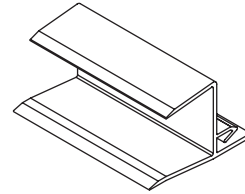
30 1/2" Drywall Return

- ☐ White
- ☐ Tan
- ☐ Cameo



31 3/4" Trim Receptor/Drywall Return

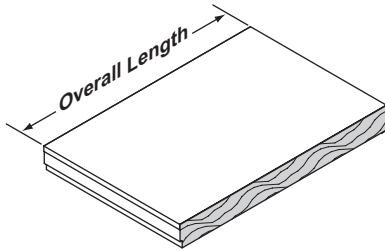
- ☐ White
- ☐ Tan
- ☐ Cameo



32 Jamb Extension

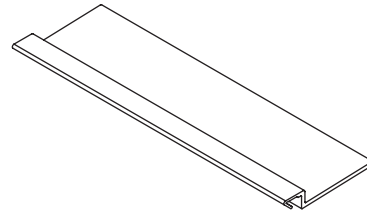
Specify overall length _____
(to the nearest 16th of an inch)

Specify species _____



For rectangular units only. All radius units receive bendable cellular PVC jamb extensions. Please comment when ordering.

33 Jamb Extension Clip

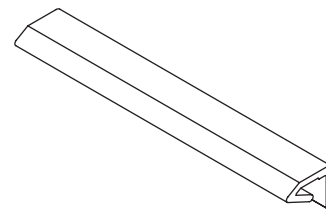


34 Metal Joining/Installation Plate



35 Accessory Groove Cover

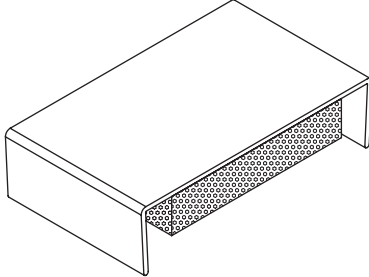
- ☐ White
- ☐ Tan
- ☐ Cameo



36 Head Expander

- ☐ White
- ☐ Tan
- ☐ Cameo

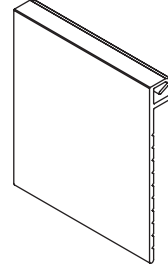
For replacement and remodeling applications.

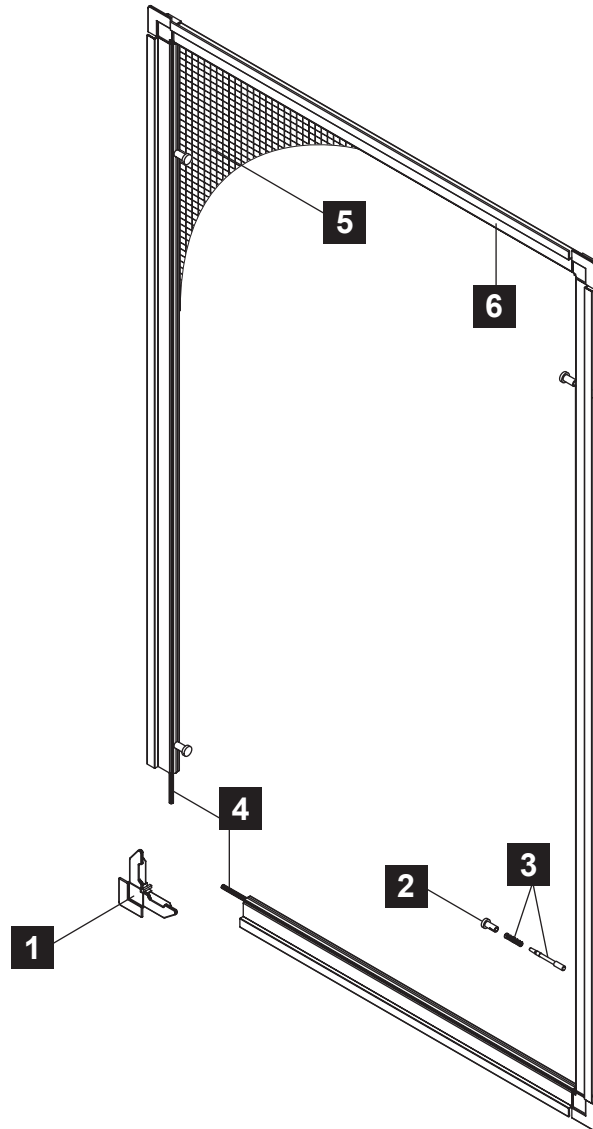


37 Sill Extender

- ☐ White
- ☐ Tan
- ☐ Cameo

For replacement and remodeling applications.



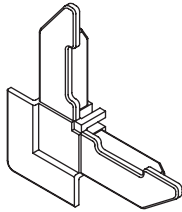


Parts Shown	Page
1 Corner Key	9
2 Screen Pin Knob.....	9
3 Screen Pin & Spring	9
4 Screen Spline	9
5 Screen Mesh*	
6 Screen Frame*	


* Please comment when ordering.

1 Corner Key

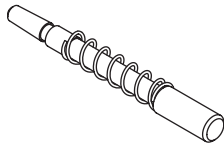
- ☐ White
- ☐ Tan
- ☐ Cameo



2 Screen Pin Knob



3 Screen Pin & Spring



4 Screen Spline

